

Box Switch

KEX Series



KEX-901



KEX-801R-N30



KEX-801R-N40



KEX-801R-B40



KEX-801R-B60



KEX-701R



KEX-410K,520K



KEX-310



KEX-210



KEX-G801R-N40



KEX-G801R-B40



KEX-G801R-N30



KEX-G701R



KEX-G410K, G510K



KEX-G210



KEX-G310



KEX-G801R-B60



KEX-901



KEX-P801R-N40



KEX-P801R-B40



KEX-P701R



KEX-P801R-N30

Box Switch

KEX Series

Part Number Description

KEX - 1 2 3 4 5 6

| | | | |
|-----------------------------------------------------------------------------|-----------------------------------------------------------------------------|-------------------------------------------------------------------------------------------------|-----------------------------------------------------|
| 1 Model | No mark : Standard | G : Guard Type | P : Emergency/Stop Name Plate Type |
| 2 Operator Type | 2 : Push Button 5 : Selector 3 Position 8 : Emergency Stop - Ø30, Ø40 | 3 : Mushroom Push Button 6 : Emergency Stop - Push / Pull 9 : Mushroom Push Button - Ball | 4 : Selector 2 Position 7 : Emergency Stop - Key |
| 3 Contact Form | 10 : 1N/O 20 : 2N/O | 01 : 1N/C 02 : 2N/C | 11 : 1N/O + 1N/C |
| 4 Color | R : Red B : Blue | G : Green K : Black | Y : Yellow |
| 5 Rated Voltage | D4 : 24VAC/DC A2 : 220VAC | D1 : 110VDC A3 : 380VAC | A1 : 110VAC No mark : No Indicator |
| 6 Button size <small>(Only 3 and 8 of the operator types)</small> | N30 : Ø30 (only Emergency Stop) B60 : Ø60 Full Guard | N40 : Ø40 | B40 : Ø40 Full Guard |

※ Please refer to the product division chart for possible products for each product.

※ * Marking is on-demand.

| 1. Contact Block | | 2. Base Color | | | 3. Pilot lamp | |
|------------------|---------|---------------|------------|--------------|------------------------|----------------------|
| Division | Contact | Base | Cove | Model ② | LED | Model ② |
| KEX-CB10 | 1N/O | Gray | Yellow | 7,8,9 Type | Blue off → flashing | Emergency - 7,8 Type |
| KEX-CB01 | 1N/C | Gray | White Gray | 2,3,4,5 Type | Blue light → light off | 2,3,4,5 Type |

General Specification

| | | | | | | | |
|------------------------|--------------------------------|-----------------------------------------------------|-----------------------------------------|-------------|-------------------|-------------|--|
| | Contact Material | Ag Alloy (24K Au plate) | | | | | |
| Contact Ratings | | Voltage | AC 12 Grade | AC 15 Grade | DC 12 Grade | DC 13 Grade | |
| | Rated Current | 24V | 10A | 10A | 10A | 5A | |
| | | 110V | 10A | 5A | 2.2A | 1.1A | |
| | | 250V | 6A | 3A | 1.1A | 0.6A | |
| | | 380V | 2A | 1A | - | - | |
| | Maximum Rated Voltage | 600V | | | | | |
| | Rated Switching Current | 10A | | | | | |
| | Isolation Resistance | 100MΩ min.(at 500VDC) | | | | | |
| | Contact Resistance | 최대 20mΩ | | | | | |
| | Dielectric Strength | 2,000VAC (50/60Hz for 1 minute.) | | | | | |
| General Ratings | Life Cycle | Mechanical | Push Button : Min 5,000,000 | | Etc : Min 500,000 | | |
| | | Electrical | Min. 100,000 (10A 250VAC resistor load) | | | | |
| | Vibration Resistance | Malfunction | 10 ~ 55Hz Durable Amplitude | | | | |
| | Shock Resistance | Destruction | Min. 1,000m/S ² (100G min) | | | | |
| Malfunction | | Min. 100m/S ² (10G min) | | | | | |
| | Degree of Protection | IP 65 (Key IP40) / Double-wall insulation structure | | | | | |
| | Ambient Temperature | -25 ~ 60°C (with no icing) | | | | | |
| | Ambient Humidity | 80%RH | | | | | |

Product Selection

| Operator Type | Shape | Contact Form | Color | Part Number | Rated Voltage |
|------------------------------------------|-----------|--------------|--------|-------------|----------------------------------------|
| Momentary Push Button + LED Indicator | Ø28 Round | 1N/O | Red | KEX-210R | 24VAC/DC 110VDC 110VAC 220VAC |
| | | | Green | KEX-210G | |
| | | | Yellow | KEX-210Y | |
| | | | Blue | KEX-210B | |
| | | 1N/C | Red | KEX-201R | 24VAC/DC 110VDC 110VAC 220VAC |
| | | | Green | KEX-201G | |
| | | | Yellow | KEX-201Y | |
| | | | Blue | KEX-201B | |
| | | 1N/O + 1N/C | Red | KEX-211R | 24VAC/DC 110VDC 110VAC 220VAC |
| | | | Green | KEX-211G | |
| | | | Yellow | KEX-211Y | |
| | | | Blue | KEX-211B | |
| | | 2N/O | Red | KEX-220R | 24VAC/DC 110VDC 110VAC 220VAC |
| | | | Green | KEX-220G | |
| | | | Yellow | KEX-220Y | |
| | | | Blue | KEX-220B | |
| | | 2N/C | Red | KEX-202R | 24VAC/DC 110VDC 110VAC 220VAC |
| | | | Green | KEX-202G | |
| | | | Yellow | KEX-202Y | |
| | | | Blue | KEX-202B | |



Box Switch

KEX Series


Product Selection

| Operator Type | Shape | Contact Form | Color | Part Number | Rated Voltage | | |
|------------------------------------------------------|-------------|------------------------------------|------------|--------------|--------------------|--------------------|--------------------|
| Mushroom Momentary Push Button + LED Indicator | Ø40 Round | 1N/O | Red | KEX-310R-N40 | 24VAC/DC 110VDC | | |
| | | | Green | KEX-310G-N40 | 110VAC 220VAC | | |
| | | 1N/C | Red | KEX-301R-N40 | 24VAC/DC 110VDC | | |
| | | | Green | KEX-301G-N40 | 110VAC 220VAC | | |
| | | 1N/O + 1N/C | Red | KEX-311R-N40 | 24VAC/DC 110VDC | | |
| | | | Green | KEX-311G-N40 | 110VAC 220VAC | | |
| | | 2N/O | Red | KEX-320R-N40 | 24VAC/DC 110VDC | | |
| | | | Green | KEX-320G-N40 | 110VAC 220VAC | | |
| | | 2N/C | Red | KEX-302R-N40 | 24VAC/DC 110VDC | | |
| | | | Green | KEX-302G-N40 | 110VAC 220VAC | | |
| | | Selector Switch + LED Indicator | 2 Position | 1N/O | Black | KEX-410K | 24VAC/DC 110VDC |
| | | | | | Black | KEX-401K | 110VAC 220VAC |
| 1N/C | Black | | | KEX-401K | 24VAC/DC 110VDC | | |
| | Black | | | KEX-411K | 110VAC 220VAC | | |
| 3 Position | 1N/O + 1N/C | | | Black | KEX-511K | 24VAC/DC 110VDC | |
| | | | | Black | KEX-520K | 110VAC 220VAC | |
| | 2N/C | | Black | KEX-502K | 24VAC/DC 110VDC | | |
| Key Emergency Stop + LED Indicator | KEY | | 1N/C | Red | KEX-701R | 24VAC/DC 110VDC | |
| | | | | Red | KEX-701R | 110VAC 220VAC | |

Box Switch

KEX Series

Product Selection

| Operator Type | Shape | Contact Form | Color | Part Number | Rated Voltage |
|----------------------------------------------------------------------------------------------------------------------------|-----------|--------------|--------------|--------------|---------------|
| Emergency Stop + LED Indicator  | Ø30 Round | 1N/O | Red | KEX-810R-N30 | 24VDC/AC |
| | | | | | 110VDC |
| | | 1N/C | Red | KEX-801R-N30 | 110VAC |
| | | | | | 220VAC |
| | | 1N/O + 1N/C | Red | KEX-811R-N30 | 24VDC/AC |
| | | | | | 110VDC |
| | Ø40 Round | 2N/O | Red | KEX-820R-N30 | 110VAC |
| | | | | | 220VAC |
| | | 2N/C | Red | KEX-802R-N30 | 24VDC/AC |
| | | | | | 110VDC |
| | | 1N/O | Red | KEX-810R-N40 | 110VAC |
| | | | | | 220VAC |
| 1N/C | Green | KEX-810G-N40 | 24VDC/AC | | |
| | | | 110VDC | | |
| 1N/O + 1N/C | Green | KEX-811G-N40 | 110VAC | | |
| | | | 220VAC | | |
| Ø40 Round | 2N/O | Yellow | KEX-810Y-N40 | 24VDC/AC | |
| | | | | 110VDC | |
| | 2N/C | Yellow | KEX-802Y-N40 | 110VAC | |
| | | | | 220VAC | |
| | 1N/O | Red | KEX-801R-N40 | 24VDC/AC | |
| | | | | 110VDC | |
| 1N/C | Green | KEX-801G-N40 | 110VAC | | |
| | | | 220VAC | | |
| 1N/O + 1N/C | Green | KEX-811R-N40 | 24VDC/AC | | |
| | | | 110VDC | | |
| Ø40 Round | 2N/O | Yellow | KEX-820Y-N40 | 110VAC | |
| | | | | 220VAC | |
| | 2N/C | Yellow | KEX-802Y-N40 | 24VDC/AC | |
| | | | | 110VDC | |
| | 1N/O | Red | KEX-810R-N40 | 110VAC | |
| | | | | 220VAC | |
| 1N/C | Green | KEX-810G-N40 | 24VDC/AC | | |
| | | | 110VDC | | |
| 1N/O + 1N/C | Green | KEX-811G-N40 | 110VAC | | |
| | | | 220VAC | | |



Product Selection

| Operator Type | Shape | Contact Form | Color | Part Number | Rated Voltage |
|----------------------------------------------|-----------|--------------|------------------|--------------|------------------|
| Emergency Full Guard Stop + LED Indicator | Ø40 Round | 1N/O | Red | KEX-810R-B40 | 24VDC/AC |
| | | | Green | KEX-810G-B40 | 110VDC |
| | | | Yellow | KEX-810Y-B40 | 110VAC 220VAC |
| | | 1N/C | Red | KEX-801R-B40 | 24VDC/AC |
| | | | Green | KEX-801G-B40 | 110VDC |
| | | | Yellow | KEX-801Y-B40 | 110VAC 220VAC |
| | | 1N/O + 1N/C | Red | KEX-811R-B40 | 24VDC/AC |
| | | | Green | KEX-811G-B40 | 110VDC |
| | | | Yellow | KEX-811Y-B40 | 110VAC 220VAC |
| | | 2N/O | Red | KEX-820R-B40 | 24VDC/AC |
| | | | Green | KEX-820G-B40 | 110VDC |
| | | | Yellow | KEX-820Y-B40 | 110VAC 220VAC |
| 2N/C | Red | KEX-802R-B40 | 24VDC/AC | | |
| | Green | KEX-802G-B40 | 110VDC | | |
| | Yellow | KEX-802Y-B40 | 110VAC 220VAC | | |
| Emergency Stop | Ø60 Round | 1N/O | Red | KEX-810R-B60 | - |
| | | | Red | KEX-801R-B60 | - |
| | | 1N/O + 1N/C | Red | KEX-811R-B60 | - |
| | | 2N/O | Red | KEX-820R-B60 | - |
| | | 2N/C | Red | KEX-802R-B60 | - |
| Mushroom Momentary Push Button | Ball Type | 1N/O | Red | KEX-910R | - |
| | | | Green | KEX-910G | - |
| | | 1N/C | Red | KEX-901R | - |
| | | | Green | KEX-901G | - |
| | | 1N/O + 1N/C | Red | KEX-911R | - |
| | | | Green | KEX-911G | - |
| | | 2N/O | Red | KEX-920R | - |
| | | | Green | KEX-920G | - |
| | | 2N/C | Red | KEX-902R | - |
| Green | KEX-902R | | - | | |

Box Switch

KEX Series

Product Selection

| Operator Type | Shape | Contact Form | Color | Part Number | Rated Voltage |
|-----------------------------------------------------------------------------------------------------------------------------|-----------|--------------|-------|---------------|---------------|
| Name Plate Type Key Emergency Stop  | KEY | 1N/O | Red | KEX-P710R | - |
| | | 1N/C | Red | KEX-P701R | - |
| | | 1N/O + 1N/C | Red | KEX-P711R | - |
| | | 2N/O | Red | KEX-P720R | - |
| | | 2N/C | Red | KEX-P702R | - |
| Name Plate Type Ø30 Emergency Stop  | Ø30 Round | 1N/O | Red | KEX-P810R-N30 | - |
| | | 1N/C | Red | KEX-P801R-N30 | - |
| | | 1N/O + 1N/C | Red | KEX-P811R-N30 | - |
| | | 2N/O | Red | KEX-P820R-N30 | - |
| | | 2N/C | Red | KEX-P802R-N30 | - |

Product Selection

| Operator Type | Shape | Contact Form | Color | Part Number | Rated Voltage |
|-----------------------------------------------------------------------------------------------------------------------------------------|-----------|--------------|--------|---------------|---------------|
| Name Plate Type Ø40 Emergency Stop  | Ø40 Round | 1N/O | Red | KEX-P810R-N40 | - |
| | | | Green | KEX-P810G-N40 | |
| | | | Yellow | KEX-P810Y-N40 | |
| | | 1N/C | Red | KEX-P801R-N40 | - |
| | | | Green | KEX-P801G-N40 | |
| | | | Yellow | KEX-P801Y-N40 | |
| | | 1N/O + 1N/C | Red | KEX-P811R-N40 | - |
| | | | Green | KEX-P811G-N40 | |
| | | | Yellow | KEX-P811Y-N40 | |
| | | 2N/O | Red | KEX-P820R-N40 | - |
| | | | Green | KEX-P820G-N40 | |
| | | | Yellow | KEX-P820Y-N40 | |
| | | 2N/C | Red | KEX-P802R-N40 | - |
| | | | Green | KEX-P802G-N40 | |
| | | | Yellow | KEX-P802Y-N40 | |
| Name Plate Type Ø40 Emergency Full Guard Stop  | Ø40 Round | 1N/O | Red | KEX-P810R-B40 | - |
| | | | Green | KEX-P810G-B40 | |
| | | | Yellow | KEX-P810Y-B40 | |
| | | 1N/C | Red | KEX-P801R-B40 | - |
| | | | Green | KEX-P801G-B40 | |
| | | | Yellow | KEX-P801Y-B40 | |
| | | 1N/O + 1N/C | Red | KEX-P811R-B40 | - |
| | | | Green | KEX-P811G-B40 | |
| | | | Yellow | KEX-P811Y-B40 | |
| | | 2N/O | Red | KEX-P820R-B40 | - |
| | | | Green | KEX-P820G-B40 | |
| | | | Yellow | KEX-P820Y-B40 | |
| | | 2N/C | Red | KEX-P802R-B40 | - |
| | | | Green | KEX-P802G-B40 | |
| | | | Yellow | KEX-P802Y-B40 | |

Box Switch

KEX Series

Product Selection

| Operator Type | Shape | Contact Form | Color | Part Number | Rated Voltage |
|--------------------------------------------------------|-----------|--------------|----------------------------------------|-------------|----------------------------------------|
| Guard Type Momentary Push Button + LED Indicator | Ø28 Round | 1N/O | Red | KEX-G210R | 24VAC/DC 110VDC 110VAC 220VAC |
| | | | Green | KEX-G210G | |
| | | | Yellow | KEX-G210Y | |
| | | | Blue | KEX-G210B | |
| | | | White | KEX-G210W | |
| | | 1N/C | Red | KEX-G201R | 24VAC/DC 110VDC 110VAC 220VAC |
| | | | Green | KEX-G201G | |
| | | | Yellow | KEX-G201Y | |
| | | | Blue | KEX-G201B | |
| | | | White | KEX-G201W | |
| | | 1N/O + 1N/C | Red | KEX-G211R | 24VAC/DC 110VDC 110VAC 220VAC |
| | | | Green | KEX-G211G | |
| | | | Yellow | KEX-G211Y | |
| | | | Blue | KEX-G211B | |
| | | | White | KEX-G211W | |
| | | 2N/O | Red | KEX-G220R | 24VAC/DC 110VDC 110VAC 220VAC |
| | | | Green | KEX-G220G | |
| | | | Yellow | KEX-G220Y | |
| | | | Blue | KEX-G220B | |
| | | | White | KEX-G220W | |
| 2N/C | Red | KEX-G202R | 24VAC/DC 110VDC 110VAC 220VAC | | |
| | Green | KEX-G202G | | | |
| | Yellow | KEX-G202Y | | | |
| | Blue | KEX-G202B | | | |
| | White | KEX-G202W | | | |

Product Selection

| Operator Type | Shape | Contact Form | Color | Part Number | Rated Voltage | | |
|--------------------------------------------------------------------------|-------------|-------------------------------|------------|---------------|----------------------------------------|-----------|---|
| Guard Type Mushroom Momentary Push Button - Ø40 + LED Indicator | Ø40 Round | 1N/O | Red | KEX-G310R-N40 | 24VAC/DC 110VDC 110VAC 220VAC | | |
| | | | Green | KEX-G310G-N40 | 220VAC | | |
| | | 1N/C | Red | KEX-G301R-N40 | 24VAC/DC 110VDC 110VAC 220VAC | | |
| | | | Green | KEX-G301G-N40 | 220VAC | | |
| | | 1N/O + 1N/C | Red | KEX-G311R-N40 | 24VAC/DC 110VDC 110VAC 220VAC | | |
| | | | Green | KEX-G311G-N40 | 220VAC | | |
| | | 2N/O | Red | KEX-G320R-N40 | 24VAC/DC 110VDC 110VAC 220VAC | | |
| | | | Green | KEX-G320G-N40 | 220VAC | | |
| | | 2N/C | Red | KEX-G302R-N40 | 24VAC/DC 110VDC 110VAC 220VAC | | |
| | | | Green | KEX-G302G-N40 | 220VAC | | |
| | | Guard Type Selector Switch | 2 Position | 1N/O | Black | KEX-G410K | - |
| | | | | | Black | KEX-G401K | - |
| Black | KEX-G411K | | | | - | | |
| 3 Position | 1N/O + 1N/C | | Black | KEX-G511K | - | | |
| | | | Black | KEX-G520K | - | | |
| | | | Black | KEX-G502K | - | | |



Box Switch

KEX Series

Product Selection

| Operator Type | Shape | Contact Form | Color | Part Number | Rated Voltage |
|------------------------------------|-----------|---------------|----------|---------------|---------------|
| Guard Type Key Emergency Stop | KEY | 1N/O | Red | KEX-G710R | |
| | | 1N/C | Red | KEX-G701R | |
| | | 1N/O + 1N/C | Red | KEX-G711R | |
| | | 2N/O | Red | KEX-G720R | |
| | | 2N/C | Red | KEX-G702R | |
| Guard Type Emergency Stop - Ø30 | Ø30 Round | 1N/O | Red | KEX-G810R-N30 | - |
| | | | | | 24VDC/AC |
| | | | | | 110VDC |
| | | | | | 110VAC |
| | | 220VAC | | | |
| | | 1N/C | Red | KEX-G801R-N30 | - |
| | | | | | 24VDC/AC |
| | | | | | 110VDC |
| | | | | | 110VAC |
| | | 220VAC | | | |
| 1N/O + 1N/C | Red | KEX-G811R-N30 | - | | |
| | | | 24VDC/AC | | |
| | | | 110VDC | | |
| | | | 110VAC | | |
| 220VAC | | | | | |
| 2N/O | Red | KEX-G820R-N30 | - | | |
| | | | 24VDC/AC | | |
| | | | 110VDC | | |
| | | | 110VAC | | |
| 220VAC | | | | | |
| 2N/C | Red | KEX-G802R-N30 | - | | |
| | | | 24VDC/AC | | |
| | | | 110VDC | | |
| | | | 110VAC | | |
| 220VAC | | | | | |

※ The model without voltage display is the model without LED.

Product Selection

| Operator Type | Shape | Contact Form | Color | Part Number | Rated Voltage |
|------------------------------------------------------------|-----------|--------------|--------|---------------|----------------------------|
| Guard Type Emergency Stop - Ø40 | Ø40 Round | 1N/O | Red | KEX-G810R-N40 | - |
| | | | Green | KEX-G810G-N40 | 24VDC/AC |
| | | | Yellow | KEX-G810Y-N40 | 110VDC 110VAC 220VAC |
| | | 1N/C | Red | KEX-G801R-N40 | - |
| | | | Green | KEX-G801G-N40 | 24VDC/AC |
| | | | Yellow | KEX-G801Y-N40 | 110VDC 110VAC 220VAC |
| | | 1N/O + 1N/C | Red | KEX-G811R-N40 | - |
| | | | Green | KEX-G811G-N40 | 24VDC/AC |
| | | | Yellow | KEX-G811Y-N40 | 110VDC 110VAC 220VAC |
| | | 2N/O | Red | KEX-G820R-N40 | - |
| | | | Green | KEX-G820G-N40 | 24VDC/AC |
| | | | Yellow | KEX-G820Y-N40 | 110VDC 110VAC 220VAC |
| | | 2N/C | Red | KEX-G802R-N40 | - |
| | | | Green | KEX-G802G-N40 | 24VDC/AC |
| | | | Yellow | KEX-G802Y-N40 | 110VDC 110VAC 220VAC |
| Guard Type Emergency Full Guard Stop + LED Indicator | Ø40 Round | 1N/O | Red | KEX-G810R-B40 | 24VAC/DC |
| | | | Green | KEX-G810G-B40 | 110VDC |
| | | | Yellow | KEX-G810Y-B40 | 110VAC 220VAC |
| | | 1N/C | Red | KEX-G801R-B40 | 24VAC/DC |
| | | | Green | KEX-G801G-B40 | 110VDC |
| | | | Yellow | KEX-G801Y-B40 | 110VAC 220VAC |
| | | 1N/O + 1N/C | Red | KEX-G811R-B40 | 24VAC/DC |
| | | | Green | KEX-G811G-B40 | 110VDC |
| | | | Yellow | KEX-G811Y-B40 | 110VAC 220VAC |
| | | 2N/O | Red | KEX-G820R-B40 | 24VAC/DC |
| | | | Green | KEX-G820G-B40 | 110VDC |
| | | | Yellow | KEX-G820Y-B40 | 110VAC 220VAC |
| | | 2N/C | Red | KEX-G802R-B40 | 24VAC/DC |
| | | | Green | KEX-G802G-B40 | 110VDC |
| | | | Yellow | KEX-G802Y-B40 | 110VAC 220VAC |
| Guard Type Ø60 Emergency Stop | Ø60 Round | 1N/O | Red | KEX-G810R-B60 | - |
| | | 1N/C | Red | KEX-G801R-B60 | - |
| | | 1N/O + 1N/C | Red | KEX-G811R-B60 | - |
| | | 2N/O | Red | KEX-G820R-B60 | - |
| | | 2N/C | Red | KEX-G802R-B60 | - |

※ The model without voltage display is the model without LED.

Box Switch

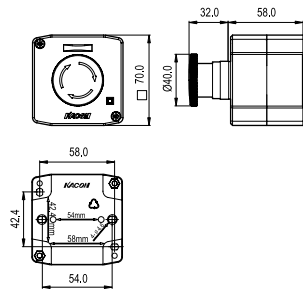
KEX Series

Dimension

Unit : mm

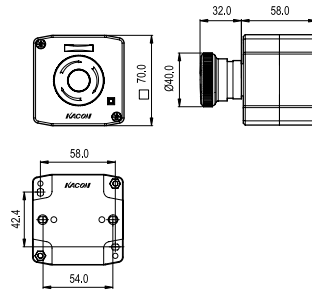
LED Indicator

Emergency Stop - Ø40



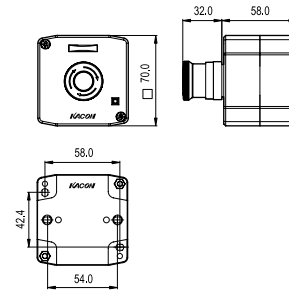
KEX-801R-N40

Emergency Stop - Ø40 Full Guard



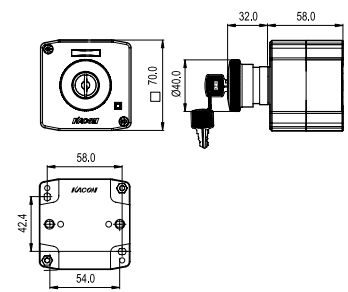
KEX-801R-B40

Emergency Stop - Ø30



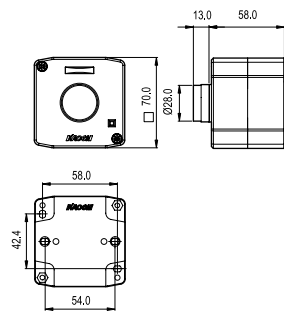
KEX-801R-N30

Emergency Stop - Key



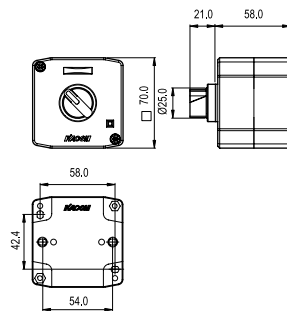
KEX-701R

Push Button



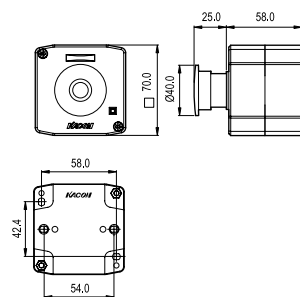
KEX-210

Selector



KEX-410K : 2 Position
KEX-520K : 3 Position

Mushroom Push Button



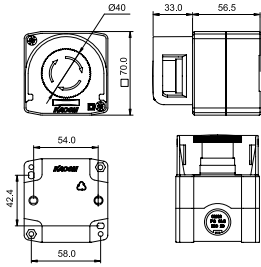
KEX-310-N40

Dimension

Unit : mm

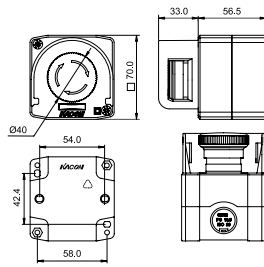
LED Indicator + Guard Type

Emergency Stop - Ø40



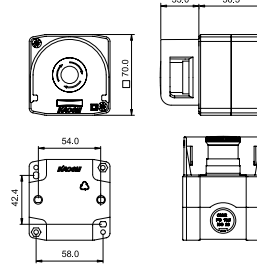
KEX-G801R-N40

Emergency Stop - Ø40 Full Guard



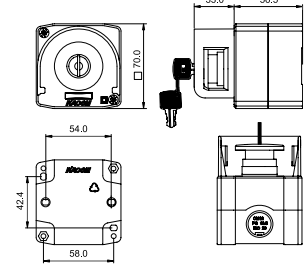
KEX-G801R-B40

Emergency Stop - Ø30



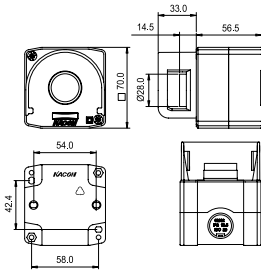
KEX-G801R-N30

Emergency Stop - Key



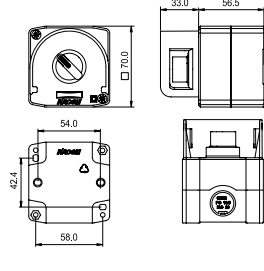
KEX-G701R

Push Button



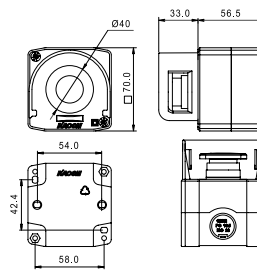
KEX-G210□□

Selector



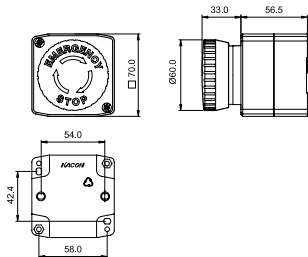
KEX-G410K : 2 position
KEX-G520K : 3 position

Mushroom Push Button



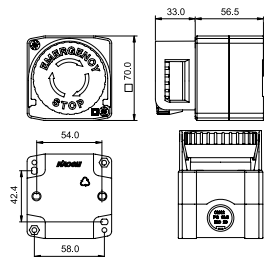
KEX-G310□□-N40

Emergency Stop - Ø60



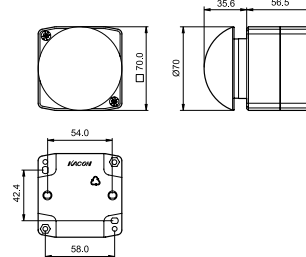
KEX-801R-B60

Emergency Stop - Ø60



KEX-G801R-B60

Mushroom Push Button - Ball



KEX-901R

Box Switch

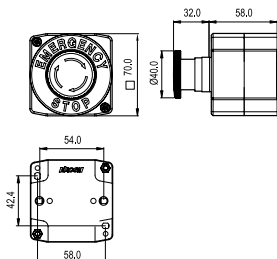
KEX Series

Dimension

Unit : mm

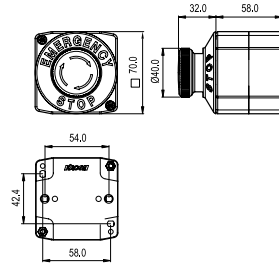
Emergency Stop Name Plate Type

Emergency Stop - Ø40



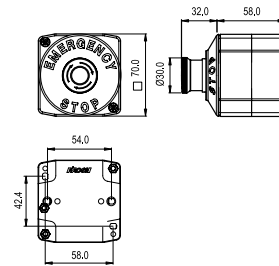
KEX-P801R-N40

Emergency Stop - Ø40 Full Guard



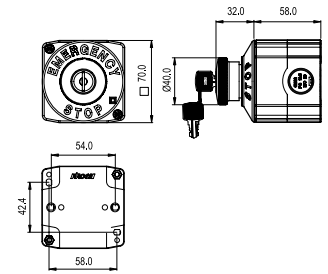
KEX-P801R-B40

Emergency Stop - Ø30



KEX-P801R-N30

Emergency Stop - Key



KEX-P701R

Caution

1. Contact



The contact can be easily and diversely organized according to the purpose.(circuit)
The contact is the cartridge type, which is the same as the K-series contact block, and can be easily removed and mounted.

2. Metal connector applicable

Instead of the provided cable locker (KA-PG 13.5), a metal connector can be used.
Metal connector : #16 (for metal connection part)

Mounting sequence



Separate the product cover, and remove the nuts.



Press a driver or equivalent on the driver groove with proper force to remove the wire connection unit cover.



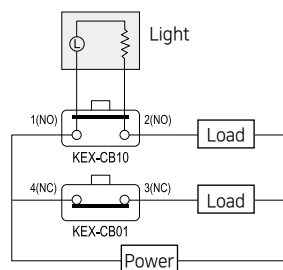
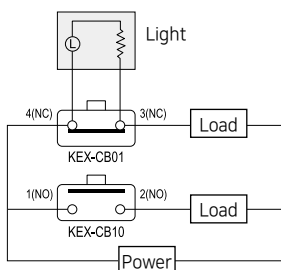
Insert the metal connector with nuts and tighten them.

Note) KA-PG 13.5 can be changed to the metal connector merely by direct connection.

Precautions about the LED Operation Indicator

- The internal circuit of the LED Light depends on the power load type (AC or DC), and must be properly selected (24V ~ 380V).
⇒ The applied voltage, higher than the rating may damage the LED.
- The switch operation status of the LED Light can be checked outside, which allows easy circuit check and fault detection.
- The Light holder in the indicator Light cover is fixed.
Whether the lamp is on or off by the switch ON state can be easily determined by the user by changing the position of the contact block (A contact or B contact).
- The Light terminal does not require additional wiring, because it is connected via the Spring in the indicator cover and the built-in switch terminal bolts. If the LED Light function is not needed, cut the attached Spring..

Wiring Diagram



※ KEX series provides two mounting methods, which allows replacement with other products worldwide.

- Method 1. Horizontal mounting.
The horizontal length is 54.0 mm.
- Method 2. Diagonal mounting.
The diagonal length is 58.0 mm.

